



16th November 2020

Dear Parents and Carers

Letter from Warwickshire County Council and Public Health England re increased testing capacity

Please can I ask you to read the letter and accompanying information that Public Health England and Warwickshire have asked schools to share.

Remote learning for those students not in school

In our school, although we have seen a reduction in infection rates across most year groups, we have had an increase in staff testing positive and a number of Year 11 cases, which has led to us closing the Year 11 bubble for one week from today. Year 11 families are receiving a separate letter. I therefore wanted to remind families about the arrangements that are in place for remote learning, when students cannot be in school.

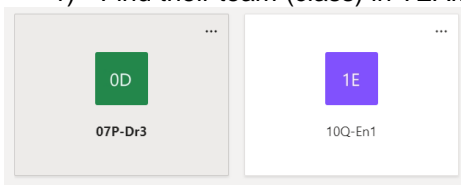
Students should by now have all accessed **Microsoft Teams**, which will be our main learning platform for remote teaching and learning. Where a student is having difficulty with this, they can use one of the links below to contact the school, to resolve the issue.

- For email or password help or any issues with TEAMS, please e-mail: passwords@thecoleshillschool.org
- For the induction PP on how to use teams please follow the link <https://www.thecoleshillschool.org/students/home-study/remote-induction>

Where there are significant barriers with technology, please contact the school and we will be able to provide some work packs to ensure students can continue to learn.

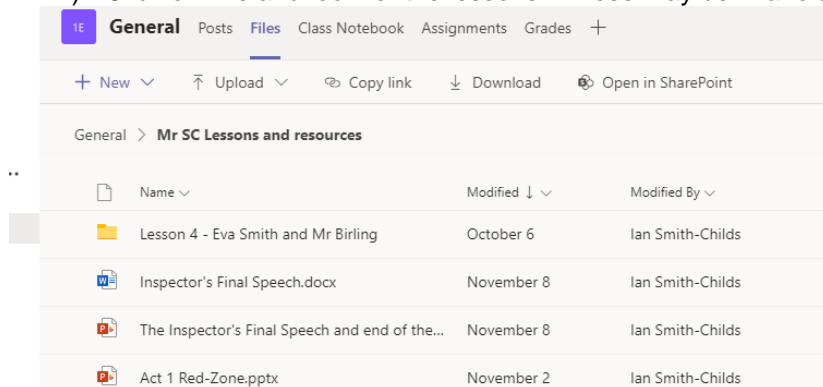
Remote learning – this is where learning activities have been set by your child’s teacher to complete whilst not in school and return for feedback, usually via Microsoft Teams. Teachers will upload all of their lessons each day, by the end of the day. Students should access the lessons as follows:

- 1) Find their team (class) in TEAMS

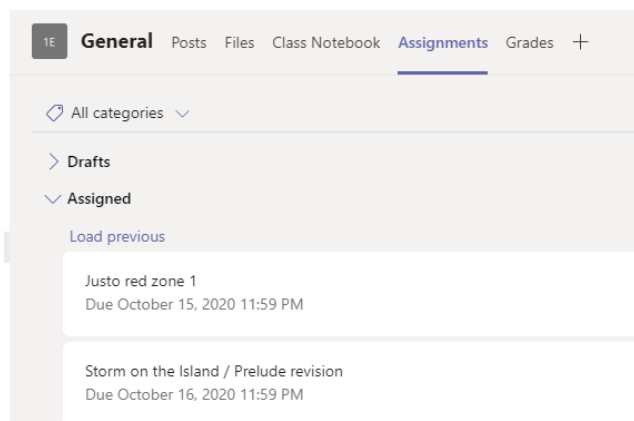




2) Click on File and look for the lessons. These may be in a folder



In addition to lessons being uploaded, teachers may set assignments, which can be completed and returned on TEAMS. Your child's teachers will set these in the assignment section and your child will be notified. These can be completed and returned by uploading via TEAMS or if instructed, they can complete in their exercise book.



In addition to following the lessons being set on MS TEAMS, students are also able to access additional resources and activities on our website. These resources can be found in year group folders under the Remote Learning tab. Science have also uploaded lessons and resources to the school Intranet, this can be accessed either by clicking on the I symbol from main school website, or through TEAMS via your child's science class page, by clicking on general, then more, then intranet.

In the event where the whole year group or whole school is at home, we will engage in **Remote teaching** - this is where teachers will teach their classes via Microsoft Teams. Students will have two 'live' lessons a day, one in the morning and one in the afternoon and your child will receive a letter indicating which lessons they need and are expected to attend. Attendance and engagement in their 'live lessons' will be monitored and rewarded. Live lessons may take a number of formats, but will involve interacting with the teacher, engaging in the activities within the lesson and completing the subsequent learning activities set by the teacher for after the lesson. It is important to remember that teachers will still be in school, teaching



the students in school and therefore, two live lessons is what we felt was appropriate for staff to deliver and for students to access.

The flow chart below sets out what happens for students who are off school. This information has also been shared with students in a number of different ways.

Thank you for your continued support

Ian Smith-Childs
Headteacher

