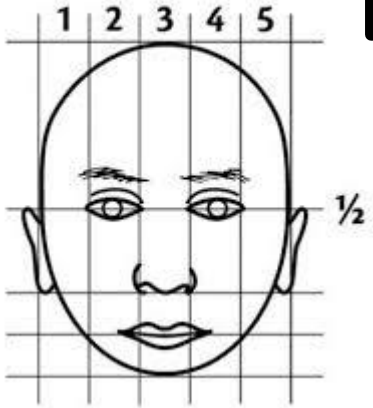


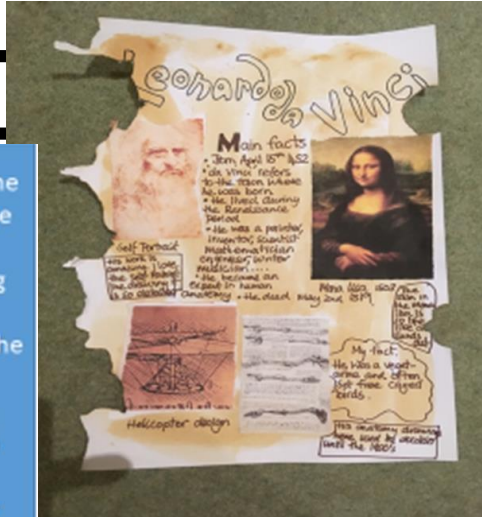
Year 8 Spring term ART Identity Knowledge Organiser

Proportions of the Face



Artist Research sheet HL

- Produce a sheet on one of the artists you have looked at
Include the following
- Title
 - Some facts about the artist
 - 3 images of the artists work with dates
 - Why you like the work
 - Unusual fact



- Refine
- Use pastel/charcoal
- Paint acrylic
- Pencil
- Sketch books



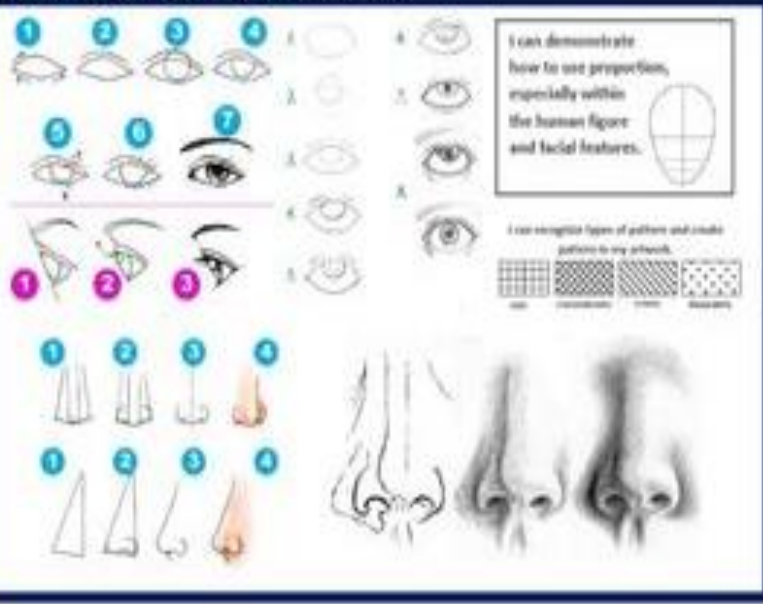
- KEY WORDS
- Proportion
 - Perspective
 - Rules of thirds / halves
 - Centre line
 - Symmetry
 - Portrait
 - Landscape
 - Trace

Develop

Using artists work

Picasso, Andy Warhol, Chuck Close, Holbien
Romeno Britto

Drawing and Shading Techniques:



Self study work

Choose one or more of the following to complete

1. Draw a portrait from observation or from a photograph. Use proportions carefully and tones.
2. Make a collage of a face like in the example.
3. Make a coloured drawing of a self portrait with images of things that represent you around the image.
4. Make a fruit or vegetable head
5. Produce an artist research sheet on a portrait artists

